



National Marine Manufacturers Association

nmma.org

# ECONOMIC SIGNIFICANCE OF RECREATIONAL BOATING IN NORTH CAROLINA



TOTAL ANNUAL ECONOMIC IMPACT OF RECREATIONAL BOATING:

**\$115.6** MILLION

## CONGRESSIONAL DISTRICT 12



Number of Recreational Boats*	<b>10,512</b>
Recreational Boating Industry Businesses	<b>36</b>
Total Jobs	<b>914</b>
Annual Recreational Boating-Related Spending	<b>\$48.9</b> MILLION

### RECREATIONAL BOATS IN NC-12

TOTAL BOATS\* **10,512**

REGISTERED BOATS	<b>10,512</b>
Power boats	8,474
PWCs	1,797
Sailboats	220
Other Boats	21

HOUSEHOLDS PER BOAT **26.9**

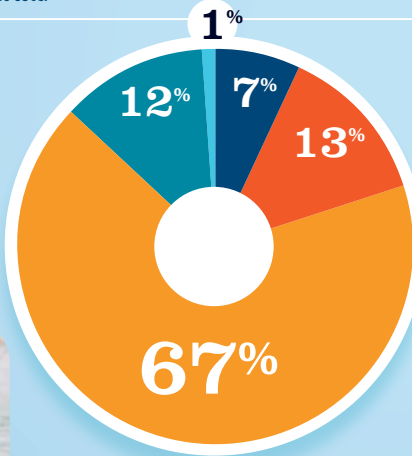


\* Total boats are registered boats as reported by states to the USCG.

### RECREATIONAL BOATING CREATES JOBS IN NC-12

TOTAL BOATING JOBS **508**

Boat Building	6
Motor / Engine Mfrgr.	60
Accessory / Supplies Mfrgr.	340
Dealers / Wholesalers	65
Boat Services	37



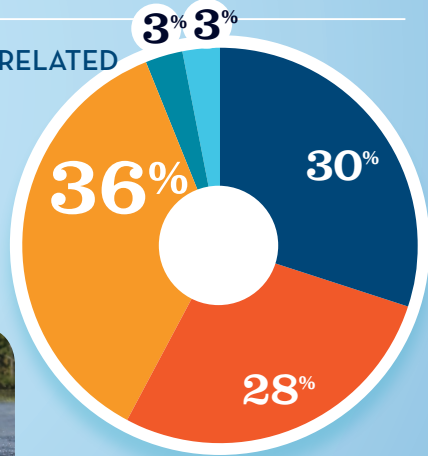
● BOAT BUILDING    ● DLRS/WHOLESALERS  
● MOTOR/ENG. MFRGR.    ● BOAT SERVICES  
● ACC./SUPPLIES MFRGR.



### RECREATIONAL BOATING-RELATED BUSINESSES IN NC-12

TOTAL BUSINESSES **36**

Boat Building	1
Motor / Engine Mfrgr.	1
Accessory / Supplies Mfrgr.	13
Dealers / Wholesalers	10
Boat Services	11



● BOAT BUILDING    ● DLRS/WHOLESALERS  
● MOTOR/ENG. MFRGR.    ● BOAT SERVICES  
● ACC./SUPPLIES MFRGR.

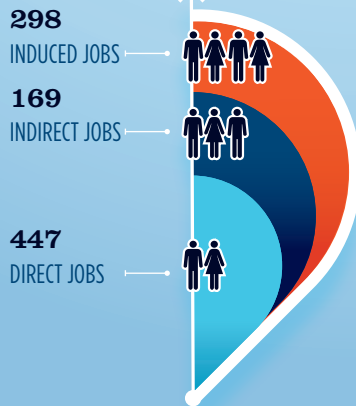


### ESTIMATED JOBS IMPACT OF RECREATIONAL BOATING-RELATED SPENDING IN NC-12

EST. TOTAL JOBS **914**

EST. TOTAL LABOR INCOME **\$37.8** MILLIONS

Est. Direct Income	\$15.4
Est. Indirect Income	\$9.4
Est. Induced Income	\$13.0



### RECREATIONAL BOATING INDUSTRY SALES IN NC-12

Boat Building	\$1.5
Motor / Engine Mfrgr.	\$35.3
Accessory / Supplies Mfrgr.	\$82.5
<b>TOTAL MFRG. SALES</b>	<b>\$119.3</b>
Dealers / Wholesalers	\$38.4
Boat Services	\$11.8
<b>TOTAL RETAIL &amp; SERVICES SALES</b>	<b>\$50.2</b>

● BOAT BUILDING    ● DLRS/WHOLESALERS  
● MOTOR/ENG. MFRGR.    ● BOAT SERVICES  
● ACC./SUPPLIES MFRGR.

